



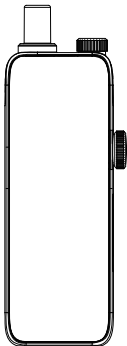
Suorin Spce

Please save this manual and read it fully before you start using this product as it contains important information.

User Manual

V2021-09

Please read this manual carefully before use.

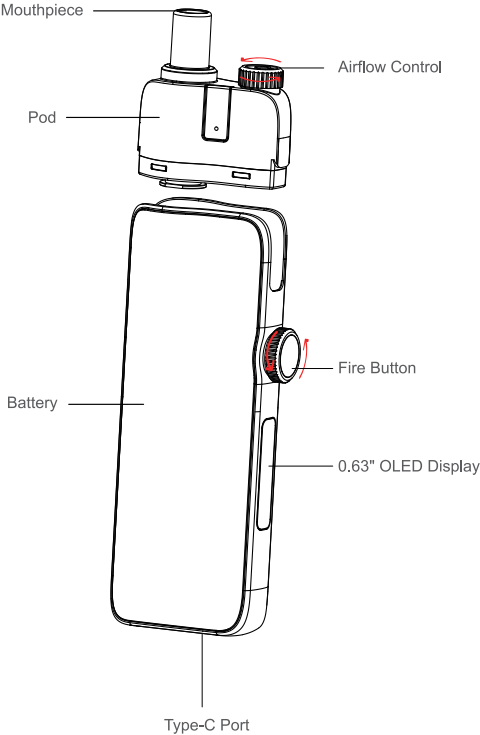


Length	115.2mm
Width	41.2mm
Height	23.2mm
Weight	126.5g

Specifications

Coil Resistance	0.6 Ω
	1.0 Ω
Pod Capacity	3ML
Battery Capacity	1500mAh
Max Output Current	10A
Max Output Wattage	40W
Charging Current	5V/1.6A
Charging Time	1.5H
Material	ZincAlloy +Plastic

Components

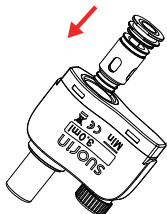


Operation Guide

How to set up the device

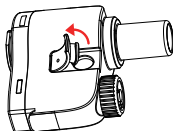
Step 1

Insert the coil into the cartridge after remove the protective film.



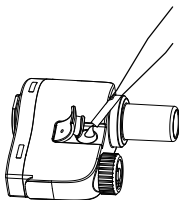
Step 2

Open the silicone plug



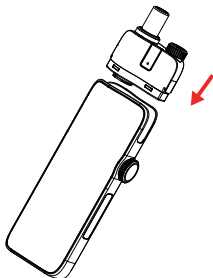
Step 3

Fill the e-liquid in



Step 4

Install the cartridge



Power On/Off

Press the fire button 5 times continuously in 2 seconds to turn on/off the device. The screen displays the on/off page, and then enters the main screen.

Power Adjustment

In the unlocked state, rotate the button to increase or decrease the wattage.

Power Locked/Unlocked

Press the fire button continuously 3 times, rotate the button to select "POWER LOCK & CLEAR PUFF" . If you select POWER LOCK and press fire button to confirm, the power will be locked, and you need to repeat the previous operation to unlock the power.

Clear Puff Data

Press the fire button continuously 3 times, rotate the button to select "POWER LOCK & CLEAR PUFF" . If you select CLEAR PUFF and press fire button to confirm, the number of puffs will be cleared.

Charging

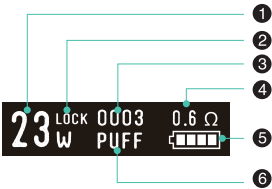
Plug in the power supply, then the charging status will be shown on the screen.

When the battery voltage is full, the charging will be turned off to prevent the battery from overcharging.



Don't use the product during charging.

LED Screen Instruction



- 1 Display the Current power, rotate the button to adjust the output power (5-40W).
- 2 The screen displays "LOCK" (when the power is locked).
- 3 Real-time display of the Number of Puffs
- 4 Real-time display of Coil Resistance (Ω)
- 5 Real-time display of Battery Power Grid
- 6 PUFF displays the smoking time (S)

Prompts	Status
TIME OVER	When vaping time exceeds 8 seconds.
NO ATOMIZER	When no atomizer is installed or the heating wire is burnt out.
OHMS LOW	When the heating wire is short-circuited or the resistance is too low
BATTERY LOW	When smoking, if the battery power is low, the screen will display "BATTERY LOW".

Notice

1. Let the cartridge stand up-straight for 5-8 minutes to make sure the cotton is fully saturated.
2. This product is only available for Suorin Spce cartridges.
3. Dispose of the contents/container in accordance with local laws.
4. It is not recommended for minors and non-smokers.

Troubleshooting

1. If the device's battery cannot be charged, check that the charger cord is fully connected to the Type-C port.
2. If aerosol is not emitted normally when puffing on the device:
 - a. Confirm that the cartridge is properly in place and tightly connected to the device.
 - b. Confirm the device is under "on" state.
 - c. Confirm that sufficient e-liquid remains in the cartridge. If not, refill the cartridge.
 - d. Confirm that adequate charge remains in the battery.
If not, please charge as soon as possible. If the product still does not work, email our customer service center at info@suorin.com for further assistance.



SAFETY WARNINGS:

- Nicotine is a highly addictive and toxic substance. Use care when re-filling and handling this device and refilling the cartridges with e-liquid.
- For use with nicotine-containing e-liquids only. Not for use with high viscosity liquids, waxes, or oils, including THC oils, cannabidiol oils, or other controlled substances. Use with such substances may lead to malfunction of or damage to the product and can result in severe illness or injury.
- When refilling the cartridge with nicotine-containing e-liquid, avoid contact with skin and eyes.
If accidental contact with the skin or eyes occurs, rinse with plenty of water and contact a medical professional if irritation occurs or persists.
- Keep the device, all cartridges, and all e-liquid containers out of the reach of children and pets, as this product presents both a poisoning and choking hazard.
- In the event of accidental ingestion of e-liquid, seek help from your local poison control center immediately (in USA region please contact 1-800-222-1222).
- Only charge the device indoors.
- Do not use this device or its cartridges with cartridges, batteries, coils, chargers, or other replacement parts from other manufacturers, as such may lead to an increased risk of explosion, fire, or nicotine poisoning, and can result in severe illness, injury, or death. Use only Suorin-brand compatible replacement parts.
- Do not attempt to disassemble or modify this product in any way, as such may lead to malfunction of or damage to the product, increased risk of explosion, fire, or nicotine poisoning, and can result in severe illness, injury, or death.
- Do not use this product when flammable materials, liquids, or gases, including oxygen, are present or in use.
- Do not use this product if it appears damaged, has been modified, disassembled, or immersed in water.
- When traveling on an airplane or other pressurized environment, remove the cartridge from the device and store it upside-down to avoid leaking of e-liquid from the cartridge.
- Do not use this product with an empty cartridge, as such may result in increased exposure to harmful substances.



HEALTH WARNINGS:

- This product is intended for use by existing cigarette smokers only and should not be used by non-smokers or individuals under the legal age to purchase e-cigarettes or vapor products in their respective jurisdictions.
- This product should not be used by individuals with high blood pressure, heart disease, diabetes, respiratory illness or disease, asthma, gastritis, gastric ulcer, duodenal ulcer, gastro-esophageal reflux disease or who are allergic to any of the listed ingredients.

This product should not be used by pregnant, suspect they may be pregnant or plan to become pregnant, or who are breastfeeding. Exposure to nicotine is harmful to fetal and infant development.

- You should discontinue use of this product and seek the attention of a medical professional if you feel dizzy, faint, or experience difficulty breathing while or immediately after using this product.
- Possible effects of nicotine consumption include: Coughing, headache, irritation of the mouth and throat, (nasal congestion, aphthous ulcers, sore throat, anxiety, insomnia, depression, discomfort, nausea, dry mouth, heartburn, aching joints, diarrhea, meteorism, allergy skin eruption, shortness of breath, labored breath, tightness of the chest, swelling of the face, tongue and lips), feeling thirsty, hiccups, chest pain, fever, irregular or increased heartbeat, dizziness, and sleepiness.

Seek the advice of a medical professional if you experience any of these symptoms.

- Possible symptoms of a nicotine overdose include: nausea, salivation, abdominal pain, diarrhea, sweating, headache, dizziness, hearing problems, weakness, and palpitation.
- Discontinue use and seek immediate medical attention if you experience any of these symptoms while or shortly after using this product.**

Shenzhen Youme Information Technology Co.,Ltd.

E-mail:info@suorin.com

Web:www.suorin.com

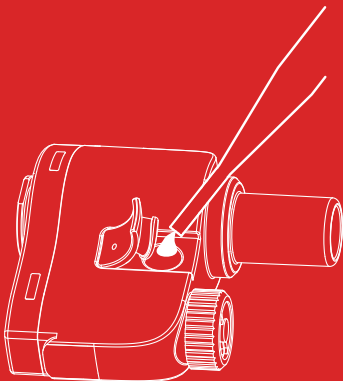
Instagram:@Suorinofficial

Add:201, Building B, Dianlian technology building, Nanhuan Avenue,
Mashantou Community, Matian street, Guangming District, Shenzhen





CAUTION



- ◎ Please let the cartridge stand for 5-8 minutes after filling e-liquid. Make sure the cotton is fully saturated.
- ◎ It is recommended to change a new coil after filling e-liquid for 5-8 times or within 7 days after e-liquid filling.