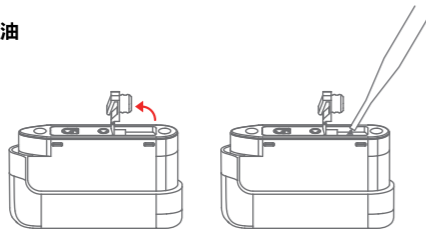


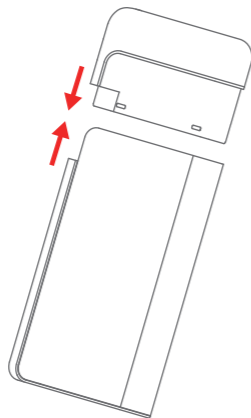
注油



步骤一
打开油塞

步骤二
把烟油注入油仓

安装



电量指示说明



电量指示灯

- 100%
- 80%
- 60%
- 40%
- 20%

指示灯示意

一个灯亮 **两个灯亮** **三个灯亮**
电量 < 20% 20% < 电量 < 40% 40% < 电量 < 60%

四个灯亮 **五个灯亮**
60% < 电量 < 80% 电量 > 80%

注意事项:

- 1.指示灯闪3次, 表示电量不足, 请及时充电;
- 2.5个指示灯常亮, 表示电量充满

使用须知

- 1.当新雾化器第一次使用时, 注油之后请等待5-8分钟, 以确保棉花完全浸湿后再开始使用;
- 2.设备最下方的一个指示灯闪烁时, 表示电量低, 应及时充电。

指示灯提示说明

- 1.指示灯闪烁5次
提示雾化器可能烧坏, 请更换雾化器;
- 2.指示灯闪烁8次
a. 请检查雾化器与设备接触是否良好;
b. 雾化器可能烧坏, 请更换雾化器。
- 3.指示灯闪烁10次
提示单次吸烟时间超过5秒, 为防止雾化器过热, 设备将关闭输出, 再次吸烟时将恢复正常。

故障说明

- 1.无法充电时: 请检查USB和对接口是否接触正常;
- 2.无法正常抽烟:
 - a. 雾化器和电池接触是否良好;
 - b. 雾化器是否还有烟油;
 - c. 设备是否电量充足, 不充足的情况下, 请及时充电。若设备依旧无法使用, 请联系我们的当地经销商或者登录Suorin官网提交售后申请。

注意事项

以下安全注意事项非常重要, 请务必遵守:

- a.使用前请认真阅读使用说明书并妥善保管以做参考。
- b.禁止未成年人购买和使用。
- c.请远离孕妇与哺乳期的女性。
- d.请高血压, 糖尿病, 呼吸系统疾病者谨慎使用本产品。
- e.请勿在有易燃物、液、气体的场所及使用氧气的特殊场合使用。
- f.请勿在本产品有损伤、正被进行改装、拆卸、浸入水中或有这些可能的情况下使用该设备, 以防受伤。
- g.身体、感觉、精神状态不佳时请在监督者的管理下或了解正确使用方法和使用危害性的情况下使用本产品。
- h.乘坐飞机或者负压状态时, 请将雾化器倒置。
- i.请勿拆解产品
- j.本使用说明所记载的注意事项和安全上的指示并不囊括所有可能会发生的意外情况。

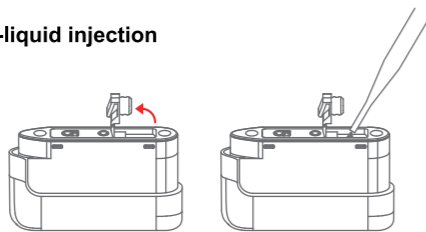


Suorin Air Plus
User Manual

主要参数

阻值	0.7Ω (推荐: 尼古丁盐) 1.0Ω (推荐: 普通烟油)
雾化器容量	3.5ml
工作电压	3.3-4.2V
最大输出电流	6.0A
最大功率	22W
充电电流	1.0A
电池容量	930mAh(3.44Wh)
材质	铝合金

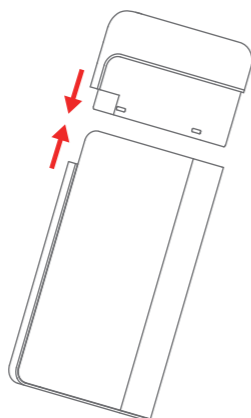
E-liquid injection




Step 1
Pull out rubber part

Step 2
Inject e-liquid through the hole

Installation



Battery capacity indicator



Indicator lights

- 100%
- 80%
- 60%
- 40%
- 20%

Indicator Light meter

1 Light on **2 Lights on** **3 Lights on**
Capacity < 20% 20% < Capacity < 40% 40% < Capacity < 60%

4 Lights on **5 Lights on**
60% < Capacity < 80% Capacity > 80%

Note:

- 1.Only 1 Light flickers 3 times means low battery status.
- 2.5 indicators light up constantly means fully charged.

Instructions

- 1.When first using a new atomizer, please wait for 5-8 minutes after adding E-liquid to make sure the cotton is fully wet by juice.
- 2.When the light flickers, this indicates low power and that the battery should be recharged as soon as possible.

Indicator Tips

1. Indicator light flickers 5 times
The pod might accrue short-circuit, the cartridge might be burnt, please change the cartridge.
2. Indicator light flickers 8 times
a. Please check if the cartridge connects the pod properly.
b. The cartridge might be burnt, please change the cartridge.
3. Indicator light flickers 10 times
When the hitting is more than 5 seconds, the protection circuit will shut down the power to prevent overheating in the battery and the cartridge.

Troubleshooting

- 1.If atomizer cannot be charged: Check whether the USB cord is connected with the port.
- 2.Smoke exhaust is not emitted normally:
 - a.Check whether the atomizer's battery is fully connected.
 - b.Check the atomizer's E-liquid levels.
 - c.Check whether the product is powered off. If so, please charge as soon as possible. If the product still does not work, please contact our local agents or ask for customer service at Suorin official website.

Safety Precautions

The safety precautions hereafter are very important, please follow:

- a. Please read the instruction manual carefully before using the product and keep it for reference.
- b. Minors are not allowed to purchase or use the product.
- c. Please stay away from pregnant and lactating women when using the product.
- d. It is suggested that people with high blood pressure, diabetes and respiratory diseases should not use the product.
- e. Do not use the product in places with flammable materials, liquids or gases, or in special occasions where oxygen is in use.
- f. Do not use the product if it is damaged, being modified, disassembled, immersed in water, or it is possible that the product is under the above conditions.
- g. When your physical situation, feelings or mental state are not in good condition, please use this product under supervision or with good understanding of proper use method and perniciousness.
- h. Turn the cartridge upside down when traveling by plane or under negative pressure.
- i. Do not disassemble the product.
- j. The precautions and safety instructions described in the instructions do not cover all possible accidents.

Shenzhen Youme Information Technology Co.,Ltd.

E-mail: info@suorin.com

www.suorin.com

Add: Qianhai Complex A201, Qianwan Road 1, Qianhai Shenzhen-Hong Kong Cooperation Zone, Shenzhen.